



































ADHESIVE CONSUMPTION (ENGLISH)

BEAD SIZE	LINEAL FEET PER POUND	POUNDS PER LINEAL FOOT
1/32"	 	6000
1/16"	 	1500
3/32"	 	850
1/8"	 	500
5/32"	 	300
3/16"	 	210
1/4"	 	115
3/8"	 	50

ADHESIVE CONSUMPTION (METRIC)

BEAD SIZE	LINEAL FEET PER POUND	POUNDS PER LINEAL FOOT
.79 MM	 	1829
1.59 MM	 	457
2.38 MM	 	259
3.18 MM	 	152
3.97 MM	 	91
4.76 MM	 	64
6.35 MM	 	35
9.53 MM	 	15