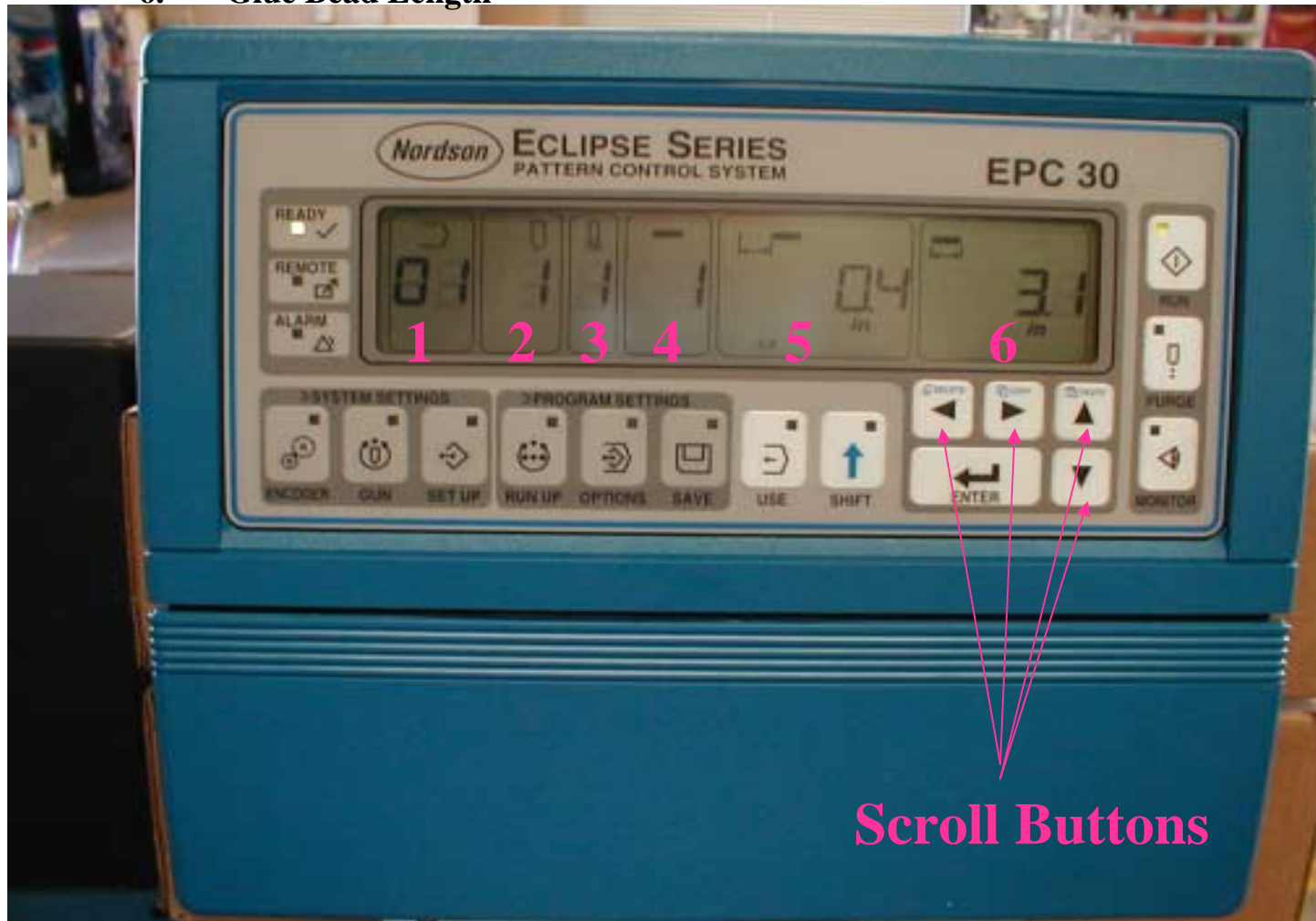



Eclipse Pattern Controller

1. Current Pattern
2. Gun #
3. Photo Eye
4. Glue Bead #
5. Glue Bead Start Point
6. Glue Bead Length




Changing Patterns

1. Press Button marked USE
2. Scroll up or down until desired pattern number is shown
3. Press enter button



Adjusting Glue Pattern

1. Select Gun
2. Select Trigger
3. Select Glue Bead
4. Change Glue Bead Starting Point
5. Change Glue Bead Length
6. Press Save button
7. Select Active Program
8. Press Enter



Tank Regulator Setting

Tank Pressure
Should be Set
Between
25 and 50 lbs




Gun Regulator

Gun Mac Valves
Should be set
between
50 and 75 lbs



Tank Drain Pet Cock and Tank Filter




Tank Filter

Change or Clean Once a Year




Inline Hose Filters

Change or Clean Once a Year



Hose Filter Components

Change or Clean Once a Year



Encoder Belt Replacement

- Remove two bolts that hold bearing.
- Move feed roll shaft down to slide new belt on.
- Reassemble shaft.
- The Nordson Encoder is reset to 0 each time the photo eye is triggered.

